

MANTEAU, PANTALON & CHEMISE  
JACKET, PANTS & SHIRT

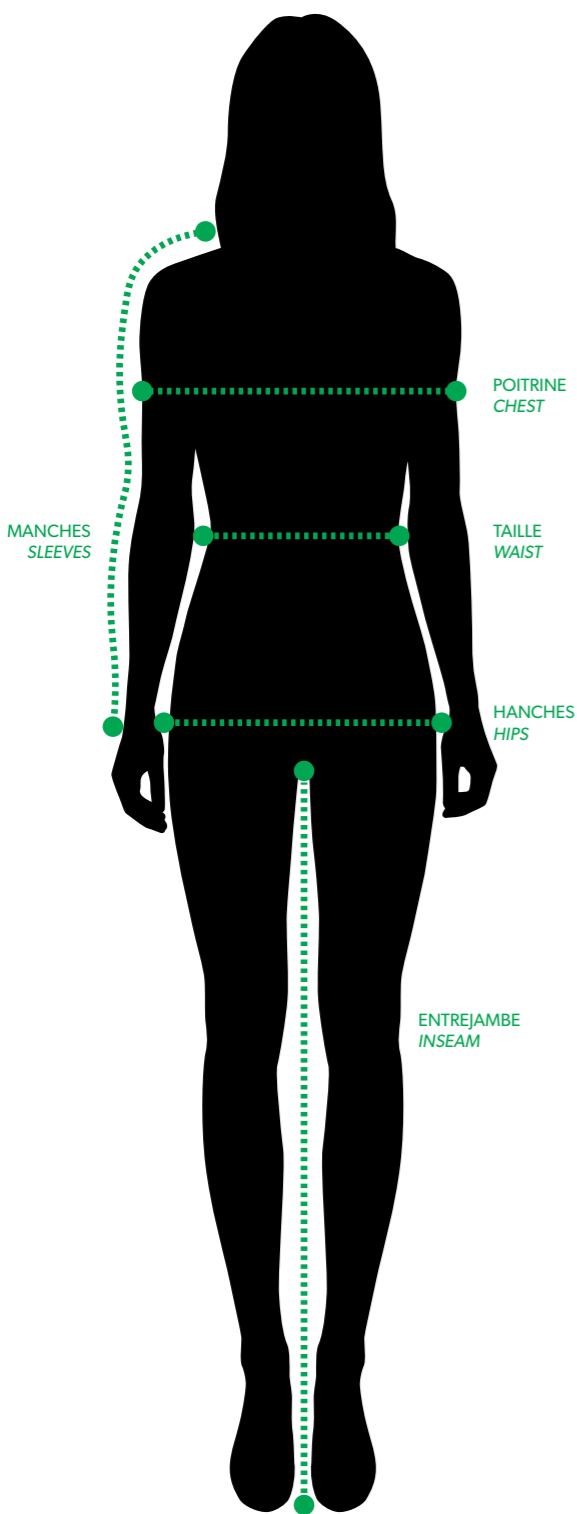
**HOMME**  
MAN

	XS	S	M	L	XL	XXL
POITRINE (CM)	89	94	101.5	109	118	128.5
CHEST (IN)	35	37	40	43	46 1/2	50 1/2
TAILLE (CM)	71	76	84	91.5	99	106.5
WAIST (IN)	28	30	33	36	39	42
HANCHES (CM)	86.5	91.5	99	106.5	114.5	122
HIPS (IN)	34	36	39	42	45	48
MANCHES (CM)	80	82	84	85.5	88	91
SLEEVES (IN)	31 1/2	32 1/4	33	33 3/4	34 3/4	35 3/4
ENTREJAMBE (CM)	81.5	81.5	81.5	84	84	84
INSEAM (IN)	32	32	32	33	33	33

PANTALON  
PANTS

**HOMME**  
MAN

	28	30	32	33	34	36	38	40	42
TAILLE (CM)	71	76	81.5	84	86.5	91.5	96.5	101.5	106.5
WAIST (IN)	28	30	32	33	34	36	38	40	42
HANCHES (CM)	86.5	91.5	95.5	99	101.5	106.5	112	117	123
HIPS (IN)	34	36	38	39	40	42	44	46	48
ENTREJAMBE (CM)	84	84	84	84	86.5	86.5	86.5	86.5	86.5
INSEAM (IN)	33	33	33	33	34	34	34	34	34



HAUTS PRÊT-À-PORTER & VÊTEMENTS D'EXTÉRIEUR  
READY-TO-WEAR TOPS & OUTERWEAR


**FEMME**  
WOMAN

	XS	S	M	L	XL	XXL
POITRINE (CM)	82.5	87.5	94	100.5	106.5	113
CHEST (IN)	32 1/2	34 1/2	37	39 1/2	42	44 1/2
TAILLE (CM)	65	70	76	82.5	90	98
WAIST (IN)	25 1/2	27 1/2	30	32 1/2	35 1/2	38 1/2
HANCHES (CM)	89	94	100.5	106.5	114.5	122
HIPS (IN)	35	37	39 1/2	42	45	48
MANCHES (CM)	77.5	78.5	80.5	82.5	84.5	86.5
SLEEVES (IN)	30 1/2	31	31 3/4	32 1/2	33 1/4	34
ENTREJAMBE (CM)	81.5	81.5	81.5	84	84	84
INSEAM (IN)	32	32	32	33	33	33

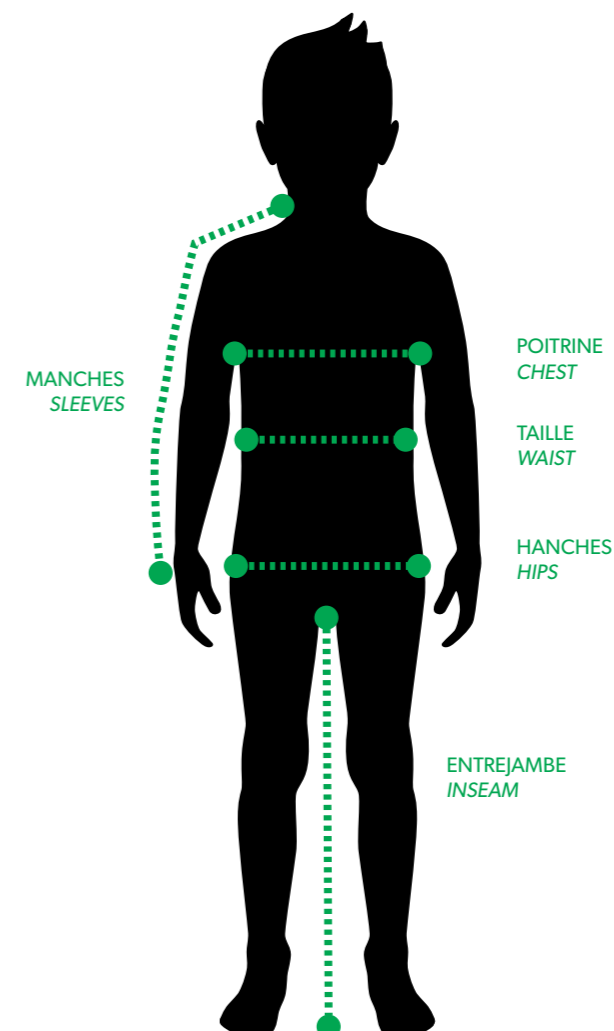
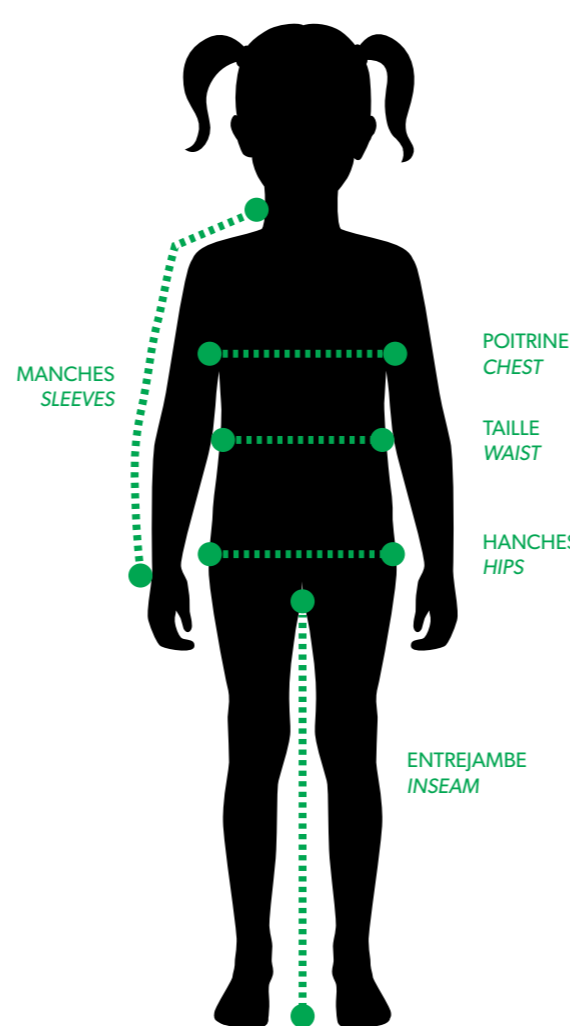
PANTALON PRÊT-À-PORTER  
READY-TO-WEAR PANTS

**FEMME**  
WOMAN

	2	4	6	8	10	12	14	16
TAILLE (CM)	65	67.5	70	72.5	76	81.5	86.5	92.5
WAIST (IN)	25 1/2	26 1/2	27 1/2	28 1/2	30	32 1/2	34	36 1/2
HANCHES (CM)	89	91.5	94	96.5	100.5	105.5	110.5	117
HIPS (IN)	35	36	37	38	39 1/2	41 1/2	43 1/2	26
ENTREJAMBE (CM)	84	84	84	84	86.5	86.5	86.5	86.5
INSEAM (IN)	33	33	33	33	34	34	34	34



Junior



HAUTS PRÊT-À-PORTER & VÊTEMENTS D'EXTÉRIEUR  
READY-TO-WEAR TOPS & OUTERWEAR

**ENFANT**  
KID

	1	2	3	4	5	6	7	8	10	12	14
POITRINE (CM)	56.5	58	59.5	61	62.5	64	67	70	72.5	75	77.5
CHEST (IN)	22 1/4	22 7/8	23 1/2	24	24 5/8	25 1/4	26 1/2	27 1/2	28 1/2	29 1/2	30 1/2
TAILLE (CM)	46	47.5	49	50.5	52	53.5	56.5	59.5	62	64.5	67
WAIST (IN)	18 1/8	18 3/4	19 3/8	20	20 1/2	21	22 1/4	23 1/2	24 1/2	25 1/2	26 1/2
MANCHES (CM)	41.5	43.5	45.5	47.5	49.5	51.5	55.5	59.5	62	65.5	67
SLEEVES (IN)	16 3/8	17 1/8	18	18 3/4	19 1/2	20 1/4	21 7/8	23 1/2	24 1/2	25 1/2	26 1/2
ENTREJAMBE (CM)	36	39	42	45	48	51	54	57	60	63	66
INSEAM (IN)	14 1/8	15 3/8	16 1/2	17 3/4	29	20 1/8	21 1/7	22 1/2	23 5/8	24 7/8	26